

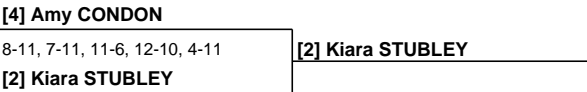
# 2018 DayaTech Cairns Junior Squash Championships

## U15 Girls

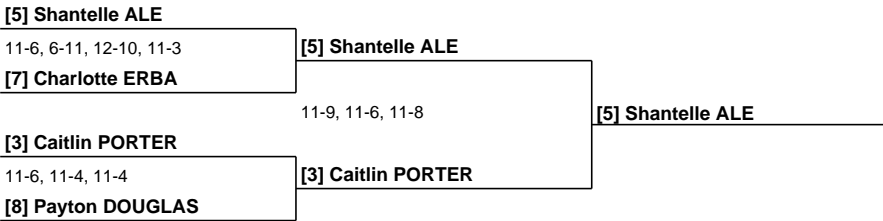
### Main Draw



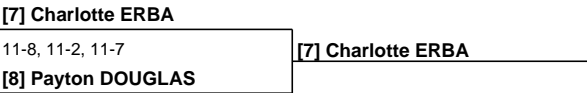
Position 3-4



Position 5-8



Position 7-8



The diagram illustrates a sequence of events and actions. It consists of several rectangular boxes connected by lines, representing a timeline or process flow.

- Event 1 (E1):** A box containing "E1" and "BYE". A line connects it to the "BYE" box.
- Event 2 (E2):** A box containing "E2" and "BYE". A line connects it to the "[10] Mackenzie RHODES" box.
- Event 3 (E3):** A box containing "E3" and "BYE". A line connects it to the "[9] Ally RHODES" box.
- Event 4 (E4):** A box containing "E4" and "BYE". A line connects it to the "[9] Ally RHODES" box.
- Action 1 (BYE):** A box containing "BYE".
- Action 2 ([10] Mackenzie RHODES):** A box containing "[10] Mackenzie RHODES".
- Action 3 ([9] Ally RHODES):** A box containing "[9] Ally RHODES".

Connections and Flow:

- A line connects the "BYE" box to the "[10] Mackenzie RHODES" box.
- A line connects the "[10] Mackenzie RHODES" box to the "[9] Ally RHODES" box.
- A line connects the "[9] Ally RHODES" box to the "[9] Ally RHODES" box.

Timeline/Sequence:

- E1: BYE
- E2: [10] Mackenzie RHODES
- E3: [9] Ally RHODES
- E4: [9] Ally RHODES

<b>BYE</b>	
F1	
<b>BYE</b>	

```

sequenceDiagram
    participant Client
    participant Server
    Note over Client: BYE
    Client->>Server: BYE
    Note over Server: G3
    Server-->>Client: 200 OK
  
```

<b>BYE</b>	
H1	
<b>BYE</b>	